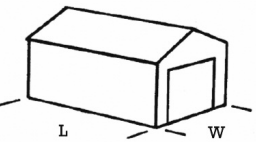
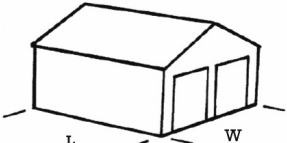


1. GARAGES

SINGLE GARAGE	Size L x W	Roof Type		Erection Charge
		Ready for Tiling 20°-35° Pitch	Boarded & Felted 22° Pitch	
 <ul style="list-style-type: none"> • 2.1m eaves height • 2 x 3 CLS (38 x 63) studwork • 1 pair of side hung timber garage doors • Choice of planed shiplap or sawn weatherboard cladding <p>Other lengths by individual quotation</p>	4.8m x 3.0m (16 x 10)	£3,717	£3,940	£359
	5.4m x 3.0m (18 x 10)	£4,019	£4,259	£392
	6.0m x 3.0m (20 x 10)	£4,321	£4,580	£425
	4.8m x 3.6m (16 x 12)	£4,010	£4,252	£394
	5.4m x 3.6m (18 x 12)	£4,317	£4,576	£427
	6.0m x 3.6m (20 x 12)	£4,625	£4,902	£460
	7.2m x 3.6m (24 x 12)	£5,239	£5,553	£524
	4.8m x 4.2m (16 x 14)	£4,540	£4,812	£440
	5.4m x 4.2m (18 x 14)	£4,864	£5,156	£474
	6.0m x 4.2m (20 x 14)	£5,189	£5,501	£507
	7.2m x 4.2m (24 x 14)	£5,836	£6,186	£574

DOUBLE GARAGE	Size L x W			
 <ul style="list-style-type: none"> • 2.3m eaves height • 2 x 4 CLS (38 x 89) studwork • 2 pairs of side hung timber garage doors • Garage doors in side wall option available • Choice of planed shiplap or sawn weatherboard cladding <p>Other lengths and spans by individual quotation</p> <p>* Max pitch 30°</p>	4.8m x 4.8m (16 x 16)	£6,083	£6,449	£606
	5.4m x 4.8m (18 x 16)	£6,428	£6,814	£642
	6.0m x 4.8m (20 x 16)	£6,771	£7,178	£679
	7.2m x 4.8m (24 x 16)	£7,461	£7,909	£751
	5.4m x 5.4m (18 x 18)	£7,037	£7,460	£707
	6.0m x 5.4m (20 x 18)	£7,399	£7,843	£742
	7.2m x 5.4m (24 x 18)	£8,121	£8,609	£816
	5.4m x 6.0m (18 x 20)	£7,646	£8,105	£831
	6.0m x 6.0m (20 x 20)	£8,044	£8,525	£875
	7.2m x 6.0m (24 x 20)	£8,834	£9,363	£962
	5.4m x 6.6m (18 x 22)	£8,404	£8,907	£909
	6.0m x 6.6m (20 x 22)	£8,847	£9,377	£960
	7.2m x 6.6m (24 x 22)	£9,737	£10,322	£1,060
	5.4m x 7.2m (18 x 24)	£9,021*	£9,562	£980
	6.0m x 7.2m (20 x 24)	£9,520*	£10,091	£1,035
	7.2m x 7.2m (24 x 24)	£10,518*	£11,150	£1,146

SUPPLY NOTES: GARAGES, CARRIAGE HOUSES AND OPEN BARNs

Passmores is a sectional timber buildings manufacturer established in 1909. Our principal activity is the design, fabrication and delivery of a range of modular sectional timber buildings. Depending upon your location we may also offer erection and tiling services.

Local Authority Approvals: The customer is responsible for obtaining Town Planning and Building Regulations approval. Drawings are available from Passmores.

Site Preparation: A detailed foundation drawing is supplied at time of order acknowledgement. We recommend that site work is not commenced until Building Regulations approval has been granted.

Delivery Cost: Please see postcode map on reverse of order form. The prices shown are for a single delivery vehicle round trip. We may quote higher delivery costs for larger buildings i.e. multiple loads or artic by national haulier.

Site Access: Most buildings are delivered on 2 axle

rigid vehicles (9.5m long x 2.5m wide x 3.0m high). Larger buildings and those to zones 3 & 4 (see map) may be delivered by 12m artic. Unloading will be to nearest point to metalled road. If Passmores is erecting we will carry components up to 20m from delivery point. If carry is further than 20m we can bring a 4x4 at extra cost to transfer components from delivery vehicle to site but this **must** be arranged in advance. We will only drive off road at customers risk and provided a tractor is available for towing.

Erection Service: Catalogue prices apply to buildings in zones 1 & 2 (see map). Price is based on delivery vehicle access within 20m, foundations as our drawing and availability of 240v 13amp electricity.

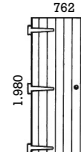
VAT: All prices exclude VAT. Buildings supplied as garaging for new build dwellings and for certain charitable uses may be zero rated. All other transactions attract VAT at the standard rate, currently 20%.

Choice of Cladding - same price
joinery grade Swedish redwood. (*Pinus Sylvestris*)

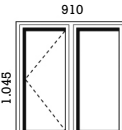
Sawn weatherboard
2 ex 32 x 150
pressure treated

Planed shiplap
19 x 125
pressure treated

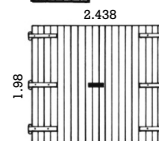
GARAGE OPTIONS



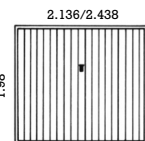
Personal Door (FLB)
Can be fitted to any wall panel
£219



Window
Can be fitted to any wall panel
£207



8' Wide Timber Garage Doors
Replaces 7' wide doors
£116



Metal Up & Over Door
Replaces 7' wide timber doors
7' wide metal £143
8' wide metal £271



Barn Hip
35° pitch tiled roofs only
Up to 4.8m span - 1 truss cut back
£235
5.4m - 7.2 spans - 2 truss cut back
£273

Rainwater Goods
112mm black plastic half round gutter £15/m run
68mm down pipe assembly £25 each

Planning Drawings
Cost credited at time of order **From £80**

Passmores tiling service

We can supply and fit a wide range of slates and tiles sourced from major suppliers including Marley, Redland and Sandtoft.

• Fibre cement slates
• Natural slates
• Interlocking concrete tiles
• Plain tiles

Roof design load 685N/m²
Delivery zones 1, 2 & 3.

Roof design load 878N/m²
Delivery zones 1 & 2.

This work will be carried out a few days after erection of the building.

Please ask for an individual quotation.

PASSMORES -
CLEAR MARKET LEADERS

Strong, safe and long lasting

Our designs are proven by structural calculation. No leaning walls or sagging roofs & that's guaranteed.

Exceptional roof strength

You will not see widely spaced roof trusses on a Passmore building. All our roofs have trusses spaced at 0.6m (2') intervals. This provides a significant strength advantage. For example, P.V. solar panels can be installed on any Passmore felt roof building without need for modification.

Effective wall bracing

45° diagonal braces or osb sheathing to all buildings.

Sturdy Garage and Barn Doors

25mm tgv, 38 x 150mm ledges and braces, 450/900mm galvanised hinges, retainers, drop bolts and locking bar.

Joinery grade Swedish Redwood Claddings

For superior performance and longer life.

Best quality oak

We only use grade QPA green oak in our buildings. (This is the highest quality available).

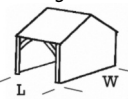




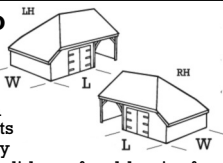

Key components pressure treated
In house delivery, erection and tiling services




PASSMORES est. 1909

Over 100 years of exceptional customer service



2. CARRIAGE HOUSES AND ATTACHED COMPARTMENTS OPEN BARN

Price List Ref: 09/2023 ex. VAT

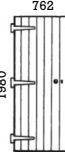
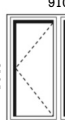


CARRIAGE HOUSE	Size L x W	Roof Type		Erection Charge
		Ready for Tiling 20°-35° Pitch	Boarded & Felted 22° Pitch	
SINGLE BAY  • 2.3m eaves height • Oak entrance frame • Choice of sawn weatherboard or planed shiplap cladding	3.0m x 4.8m (10 x 16)	£4,297	£4,425	£413
	3.0m x 5.4m (10 x 18)	£4,688	£4,969	£455
	3.0m x 6.0m (10 x 20)	£5,081	£5,385	£495
TWO BAY  • 2.3m eaves height • Includes 1 pair of garage doors • Other lengths available	5.4m x 4.8m (18 x 16)	£6,256	£6,632	£677
	6.0m x 4.8m (20 x 16)	£6,586	£6,980	£713
	5.4m x 5.4m (18 x 18)	£6,705	£7,107	£724
	6.0m x 5.4m (20 x 18)	£7,047	£7,471	£764
	5.4m x 6.0m (18 x 20)	£7,173	£7,603	£772
	6.0m x 6.0m (20 x 20)	£7,514	£7,965	£811
THREE BAY  • 2.3m eaves height • Includes 1 pair of garage doors • Other lengths available	9.0m x 4.8m (30 x 16)	£9,048	£9,590	£987
	9.0m x 5.4m (30 x 18)	£9,437	£10,003	£1,031
	9.0m x 6.0m (30 x 20)	£9,888	£10,481	£1,080
ATTACHED GARAGE  • 2.3m eaves height • Includes 1 pair of garage doors • Other lengths available	3.0m x 4.8m (10 x 16)	£3,266	£3,462	£354
	3.6m x 4.8m (12 x 16)	£3,606	£3,823	£394
	3.0m x 5.4m (10 x 18)	£3,531	£3,742	£385
	3.6m x 5.4m (12 x 18)	£3,881	£4,113	£427
	3.0m x 6.0m (10 x 20)	£3,847	£4,078	£423
	3.6m x 6.0m (12 x 20)	£4,211	£4,463	£464
ATTACHED WORKSHOP  • 2.3m eaves height • Includes personal door and window • Other lengths available	2.4m x 4.8m (8 x 16)	£2,920	£3,096	£313
	3.0m x 4.8m (10 x 16)	£3,241	£3,436	£353
	2.4m x 5.4m (8 x 18)	£3,096	£3,281	£336
	3.0m x 5.4m (10 x 18)	£3,421	£3,626	£372
	2.4m x 6.0m (8 x 20)	£3,269	£3,465	£354
	3.0m x 6.0m (10 x 20)	£3,600	£3,817	£393
ATTACHED CART LODGE  • 2.3m & 1.5m eaves heights • 35° pitch only • Includes cat slide roof and 1 pair of garage doors	4.2m x 4.8m (14 x 16)	£4,895	-	£642
	4.2m x 5.4m (14 x 18)	£5,441	-	£714
	4.2m x 6.0m (14 x 20)	£6,127	-	£801
ATTACHED LOG STORE  • 150 x 150 oak frame • 30° pitch roof • 2.2m & 1.5m eaves heights	1.2m x 4.6m (4 x 15)	£1,171	£1,300	£131
	1.2m x 5.2m (4 x 17)	£1,262	£1,403	£136
	1.2m x 5.8m (4 x 19)	£1,349	£1,508	£146

OPEN BARN WITH REAR CAT SLIDE ROOF	Size L x W	Roof Type		Erection Charge
		Ready for Tiling	Boarded & Felted	
SINGLE BAY  • Oak frames front and back • 2.3m & 1.5m eaves heights • 35° pitch only	3.0m x 4.8m (10 x 16)	£4,820	-	£560
	3.0m x 5.4m (10 x 18)	£5,221	-	£609
	3.0m x 6.0m (10 x 20)	£5,621	-	£654
	3.0m x 6.6m (10 x 22)	£6,022	-	£707
TWO BAY  • Oak frames front and back • 2.3m & 1.5m eaves heights • 35° pitch only	5.4m x 4.8m (18 x 16)	£6,755	-	£786
	6.0m x 4.8m (20 x 16)	£7,081	-	£826
	5.4m x 5.4m (18 x 18)	£7,212	-	£840
	6.0m x 5.4m (20 x 18)	£7,543	-	£879
	5.4m x 6.0m (18 x 20)	£7,694	-	£895
	6.0m x 6.0m (20 x 20)	£8,038	-	£936
	5.4m x 6.6m (18 x 22)	£7,956	-	£925
	6.0m x 6.6m (20 x 22)	£8,337	-	£968
THREE BAY  • Oak frames front and back • 2.3m & 1.5m eaves heights • 35° pitch only	9.0m x 4.8m (30 x 16)	£9,165	-	£1,070
	9.0m x 5.4m (30 x 18)	£9,850	-	£1,159
	9.0m x 6.0m (30 x 20)	£10,530	-	£1,228
	9.0m x 6.6m (30 x 22)	£11,219	-	£1,308

Choice of Cladding - same price

 Sawn weatherboard 2 ex 32 x 150 pressure treated	 Planed shiplap 19 x 125 pressure treated
---	---

OPTIONS

 Personal Door (FLB) Standard on Workshop, optional elsewhere £219	 Window Standard on Workshop, optional elsewhere £207
 Barn Doors To fit oak entrance frame £772 per pair	 Barn Hip 35° pitch tiled roofs only 4.8m span £235 5.4m & 6.0m spans £273

Internal lining

Internal lining of Carriage House walls to eaves in matching cladding
 Supply only as DIY kit **£46/m run**
 Supply and fix **£58/m run** (only at time of erecting).

Rainwater Goods

112mm black plastic half round gutter **£15/m run**
 68mm down pipe assembly **£25 each**

Planning Drawings

Cost credited at time of order **From £80**

Passmores tiling service

We can supply and fit a wide range of slates and tiles sourced from major suppliers including Marley, Redland and Sandtoft.

• Fibre cement slates • Natural slates • Interlocking concrete tiles	} Roof design load 685N/m² Delivery zones 1, 2 & 3.
--	--

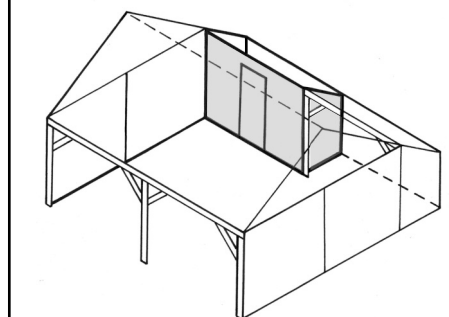
• Plain tiles	} Roof design load 878N/m² Delivery zones 1 & 2.
---------------	---

This work will be carried out a few days after erection of the building.

Please ask for an individual quotation.

OPEN BARN SECURE STORE OPTION

- 3.0m x 1.2m Secure Store under Cat Slide
- Weatherboard clad partitions
- FLB personal door **£280**



PASSMORES est. 1909
 Over 100 years of exceptional customer service

3. DELIVERY CHARGES MAP

